



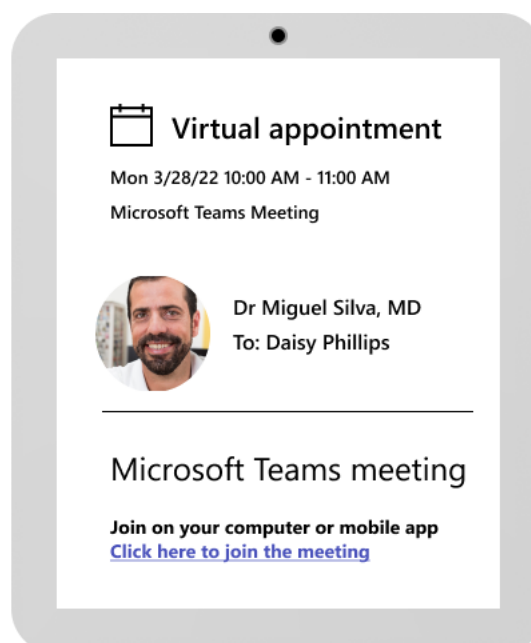
Join a virtual healthcare visit

About using Microsoft Teams

- No account needed
- Can use audio and video capabilities (either, or both)

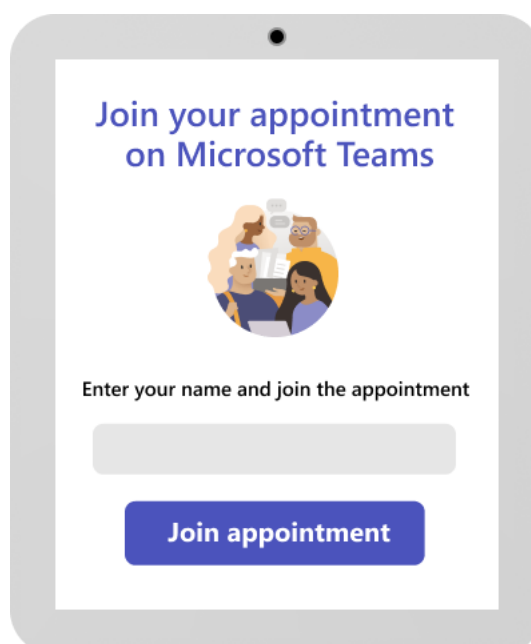
You need

- The Microsoft Teams app or
- A device with a web browser, microphone, and camera



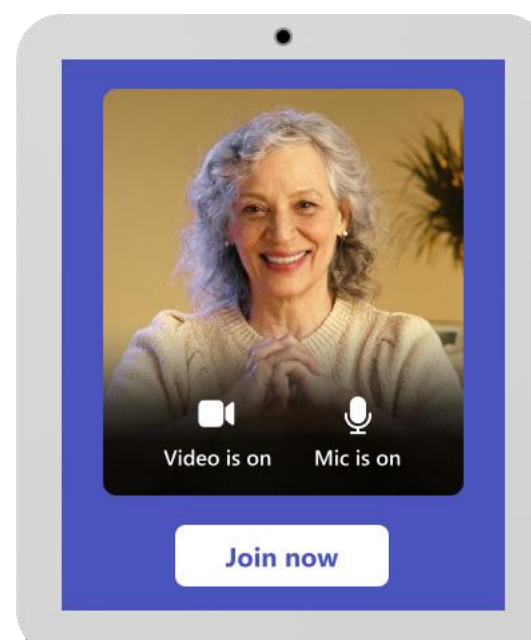
1. Schedule an appointment

When you make an appointment, you'll receive an email. Select the link in the email to join your appointment.



2. Start Teams

Join your appointment from your web browser on any device, or from the Teams app. For the best experience, use a device with a good microphone and camera.



3. Join the appointment

Once you join, you'll enter the virtual waiting room until the healthcare provider is ready to see you. Use this time to make sure your camera and microphone are working.